
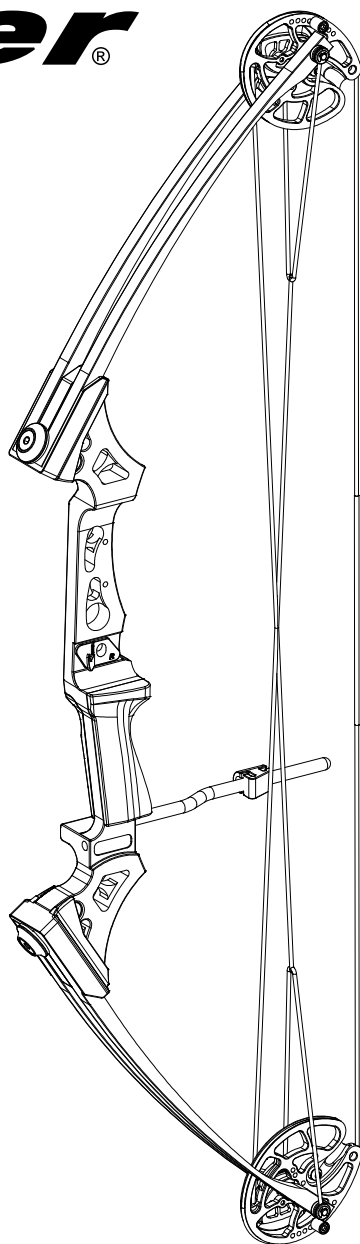




**COMPOUND BOW
OWNER'S MANUAL**

BLAST





FEATURES

Axle to axle: 36"

Bow weight: 3.4 lbs

Brace height: 7-1/2"

Draw weight: 10-20# or 20-30#

Draw length: 23-29" draw length adjustments

Bow dimension: 38.6 x 11.2 x 2.5"

COLORS






THE BOW KIDS NEVER OUTGROW!

- * A compound bow with draw length adjustment with draw stop peg.
- * Up to 29" draw length fits most archers.
- * Available in two draw weight ranges: 10-20# and 20-30#.
- * Accurate and durable.
- * 36" axle to axle with a 7-1/2" brace height.

HOW TO SET UP THE BOW



How to adjust the draw length

Adjust the stop post (as shown in photo on the left) with the special hex wrench included.

Draw length

PIN position	1	2	3	4	5	6	7	8	9	Without Stop pin
Draw length	19.8"	20.1"	21"	22"	23.1"	24.7"	25.7"	26.9"	28"	29"

SERVICE & REPAIR INFORMATION

Ask your local archery retailer help for service and repair. The dealer where you purchased your bow is trained to provide you with service and repair.

TWO YEARS, NON-TRANSFERABLE WARRANTY

The Booster Blast Bow is warranted against defects in materials and workmanship for two years from the date of purchase to the original owner. Included in this warranty are all bow parts, except: bow string, power cable, cable slide, arrow rest, cam/idler bushings and cosmetic appear-



ance (chips, dings and scratches) caused by normal use and wear. The bow will be repaired or replaced at our discretion only. Bows returned to Booster Archery without a pre-issued return authorization number will be refused. All returned shipments to Booster Archery must be pre-paid.

We recommend a return method that offers you a tracking number, we are not responsible for return shipment that do not arrive at our facility.

NON-WARRANTY returns and repairs will be subject to replaced parts, labor and return standard ground shipping fees. For express return shipment other than standard ground, the customer will be responsible for the difference and must request this in writing or upon issuing of the return authorization number. All warranties, written or implied, are void with any alterations to the original design.

HOW TO ADJUST DRAW WEIGHT

The limb bolts attach the limbs to the riser and are also used to adjust the draw weight of your bow. Using a 3/16" Allen Wrench, turn the limb bolts in a counter-clockwise direction to decrease the draw weight. One full turn equals approximately 2 lbs. Always turn the limb bolts the same number of turns, top and bottom, when adjusting draw weight. Never back out limb bolts more than 5 full turns.

SAFETY INSTRUCTIONS

Before using the equipment, please read all the following safety guidelines and warnings. Consult your qualified retailer if you have questions. To ensure your personal safety and the safety of those around you, it is necessary that you READ, UNDERSTAND and FOLLOW all warnings and safety precautions before using or working on your bow or any archery equipment used with the bow.

WARNING: This bow is intended strictly for recreational use only.

The warnings that follow are specifically directed to the use of the bow.

WARNING: Never work on, or attempt to shoot your Booster Blast bow while on medication that may impair your judgment, physical abilities, or reflexes. Never work on, or attempt to shoot your Booster Blast bow while under the influence or while consuming drugs or alcohol. Doing so can result in damage to the bow, inflict serious injury or even death to yourself or others.

WARNING: NEVER EXPOSE YOUR BOW TO EXTREME HEAT OR



MOISTURE FOR LONG TIME. Excessive heat such as that inside a closed vehicle on a sunny day could cause component failure. Prolonged storage in a hot, dry attic or damp basement could also be damaging. Keep your bow clean and dry and store the bow properly when not used.

Damage caused by extreme exposure to heat or the elements will not be covered under warranty and could result in serious injury to yourself and those around you.

BEFORE SHOOTING

Before each use, always inspect the following parts to make sure they are not damaged: bow string and cables, arrows, nocks, fletching, arrow rest, bow sight and all other accessories. Any damaged bow part or accessory should be brought back to your authorized dealer for inspection or replacement.

WARNING: ALWAYS INSPECT YOUR BOW BEFORE EACH USE. Always make sure that you take the following actions before each use of your bow:

- carefully inspect the condition of the bowstring and cable
- carefully inspect the condition of the string serving, nocking point or string loop
- carefully inspect that the limbs, cam, idler wheel and riser are in proper condition and correctly mounted
- always keep your bow string and cables waxed.

WARNING: ALWAYS MAKE SURE target area and the area between you and the target are clear before shooting.

WARNING: PERIODICALLY INSPECT STRING AND CABLES. Damaged string or cables will adversely affect the bow performance and can result in damage to the bow components. ALWAYS use caution when handling sharp objects or arrows with broadheads near the bow and especially near the string or cables. Blades, sharps objects and such may cause instantaneous separation of the string or cables and may inflict serious injury to yourself and those around you. A STRING OR CABLE THAT IS DAMAGED IN ANY WAY SHOULD BE REPLACED IMMEDIATELY.

WARNINGS: Read all WARNINGS, as well as the entire instruction manual, before attempting to use this bow! This bow is not a toy. Adult supervision is strongly recommended.



The use of safety glasses while handling or working on this bow is strongly recommended. Make sure to secure all loose clothing to avoid becoming entangled in the cam mechanism.

Buyer and user have the duty to obey all safety rules and laws covering the ownership and use of these archery products. Handle your archery equipment with care and caution, your bow fires a projectile that can seriously injure or even kill.

WARNINGS: NEVER DRY-FIRE YOUR BOW. Dry-firing is when the bow string is drawn and released without an arrow nocked to the string. If you dry-fire your bow it may severely reduce the life expectancy of the bow and may cause immediate damage to the bow and may inflict serious injury to yourself and those around you.

WARNING: never point a drawn bow at anything other than an archery target: people are NOT targets.

WARNING: never shoot straight up or in any other direction that may endanger people or other objects.

WARNING: never point or aim a drawn bow at another person.

WARNING: never draw the bow beyond its maximum draw length.

WARNING: never run to the target immediately after you shot.

WARNING: never expose any bow to extreme heat or prolonged humidity, or the bow may be damaged.

LETTING DOWN

If you draw your bow with an arrow nocked (on the string), and you change your mind about releasing that arrow, slowly and carefully allow your string hand to return the string to its original (undrawn) position. This is called “letting down”.

The Booster Blast bow was designed to be just as easy to let down as it is to draw, so these are no surprises.

STORING YOUR BOW

Avoid storing your bow for extended periods of time in areas subject to extreme heat, such as the truck of a vehicle or in a garage. Damage to your limbs, strings and other parts of the bow caused by extreme heat, may not be covered under the manufacturer’s limited warranty. If your bow is exposed to moisture, make sure it is completely dry before storing it.

Do not use solvents, sprays or cleaners such as acetone or mineral spirits,



on or around your bow, as they may adversely affect the finish. Use rather a damp cloth to clean it. Keep your bow stored in a bow case that is specifically designed for your bow, or hang your bow by the riser in a horizontal position.

PRACTICE MAKE PERFECT

As with any sport, to become really good at something, you must practice. The more often you practice, the better you will become. The better you become, the more fun you will have. And with practice, you will soon be hitting the center of the target with consistency, making your archery experience as rewarding as it is fun.



Thank you for choosing a BOOSTER compound bow.

Grazie per aver scelto un arco compound BOOSTER.

**Danke, dass Sie sich für einen BOOSTER
Compoundbogen entschieden haben.**

Merci d'avoir choisi un arc compound BOOSTER.

BoosterArchery.com